

Vertex Fasteners Pneumatic Stapler Type VA0267

This Spare parts list/service instructions and the enclosed Operator's Manual constitute the Operating Instructions. Before using read both and strictly observe safety instructions.

Attention! Always disconnect the tool from its air supply and empty magazine before attempting any repair.

Always tighten the cap with a torque wrench adjusted to 7 Nm.

Removing piston and driver blade

Take out 4 cap screws VC7378 and remove the complete cap and valve shaft assembly (fig. 1). The piston with driver blade can now be removed by using a spare driver blade and pushing them from below (fig. 2). Use a pin punch for removing the pin VC7027 and split pin VC7337 (fig. 3). Any damaged parts must be replaced. Before refitting, the piston O-ring should be greased.

Changing of bumper and cylinder

Take off cap screws VC7371, VC7374, and VC7379 now remove magazine. Take out piston-driver assembly and bumper. Gently tap the housing on a wooden surface. By the impact, the cylinder will come out and can easily be removed from the housing. Replace the damaged parts and grease before refitting (fig. 4).

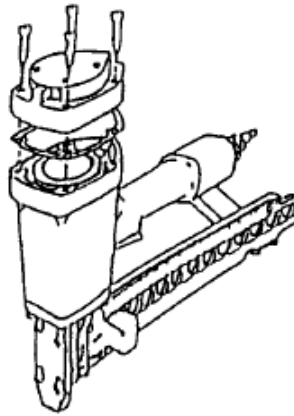
Replacement of the pusher and roller spring

Pull back the pusher enough to expose the front roller spring attachment and e-ring retainer. Remove e-ring retainer and undo front of spring. Remove the e-ring retainer from the pusher stop. Remove pusher stop, and spring. Slide the pusher off the back of the staple carrier and remove the spring. Replace any worn or defective parts. Reconnect the spring in the front and re-install the e-ring retainer. With the spring in the pusher guide the spring along the carrier to the end and re-install the pusher over the carrier. Re-install the pusher stop, spring, and e-ring retainer

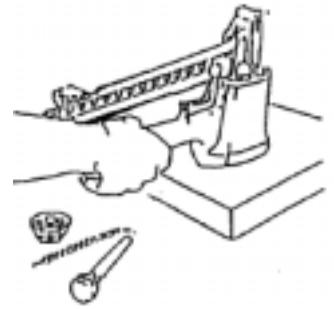
Changing of O-rings in head valve assembly

Remove the cap as described above. Take main valve out of the cap and replace worn O-rings. Grease O-rings before refitting.

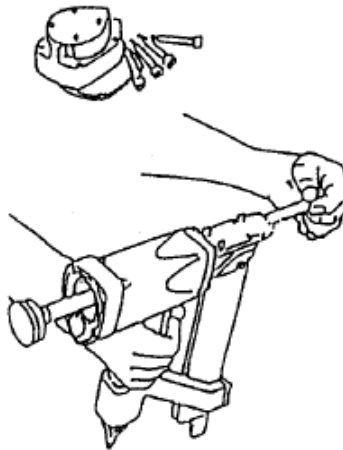
1



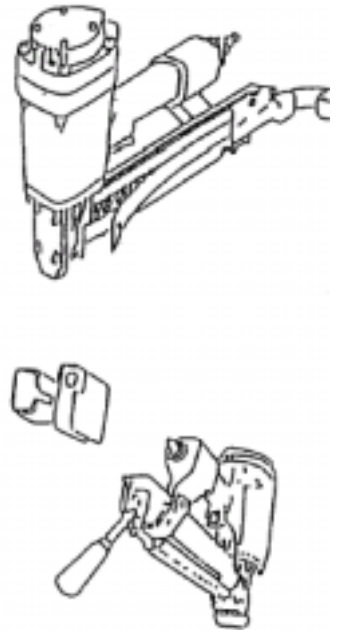
4



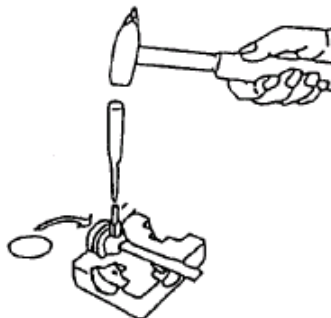
2



5



3



6



Tool Parts

Vertex Fasteners Pneumatic Stapler Type VA0267

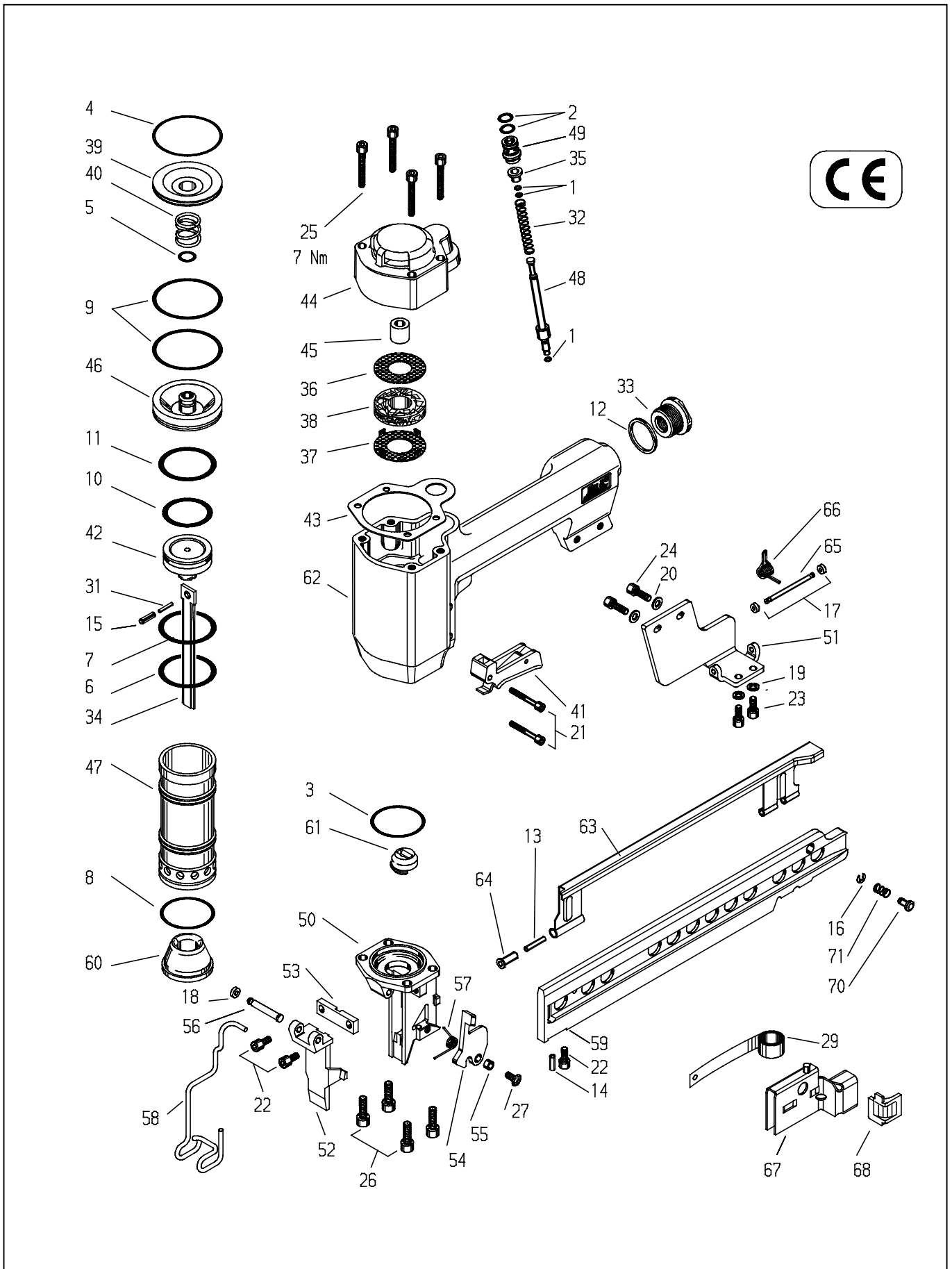
Call-out #	Part Number	Description	Quantity
1	VC7276	O-ring	3
2	VC7278	O-ring	2
3	VC7291	O-ring	1
4	VC7293	O-ring	1
5	VC7295	O-ring	1
6	VC7315	O-ring	1
7	VC7319	O-ring	1
8	VC7320	O-ring	1
9	VC7321	O-ring	2
10	VC7323	O-ring	1
11	VC7324	O-ring	1
12	VC7327	Seal	1
13	VC7332	Pin	1
14	VC7340	Pin	1
15	VC7337	Split pin	1
16	VC7341	E-ring retainer	2
17	VC7343	Retainer	2
18	VC7344	Retainer	1
19	VC7346	Lock washer	2
20	VC7353	Washer	2
21	VC7371	Socket head cap screw	2
22	VC7372	Socket head cap screw	3
23	VC7373	Socket head cap screw	2
24	VC7374	Socket head cap screw	2
25	VC7378	Socket head cap screw	4
26	VC7379	Socket head cap screw	4
27	VC7385	Button head socket screw	1
29	VC7387	Roller spring	1
31	VC7027	Pin	1
32	VC7002	Pressure Spring	1
33	VC7028	Reducer bushing	1
34	VC7030	Driver blade	1
35	VC7031	Spring Stop	1
36	VC7051	Perforated plate	1
37	VC7166	Perforated plate	1
38	VC7052	Muffler	1
39	VC7053	Cap insert	1
40	VC7054	Valve spring	1
41	VC7055	Trigger	1
42	VC7056	Piston	1
43	VC7165	Gasket	1
44	VC7167	Cap	1
45	VC7168	Exhaust valve	1
46	VC7169	Main valve	1
47	VC7170	Cylinder	1
48	VC7171	Valve shaft	1
49	VC7172	Valve bush	1
50	VC7173	Nose	1
51	VC7174	Hook plate	1

Call-out #	Part Number	Description	Quantity
52	VC7175	Door	1
53	VC7176	Nose plate	1
54	VC7177	Lever	1
55	VC7178	Bushing	1
56	VC7179	Pin	1
57	VC7180	Leg spring	1
58	VC7181	Trip yoke	1
59	VC7182	Staple carrier	1
60	VC7183	Bumper	1
61	VC7184	Driver guide	1
62	VC7185	Body	1
63	VC7186	Carrier cover	1
64	VC7187	Bushing	1
65	VC7188	Pin	1
66	VC7189	Leg spring	1
67	VC7190	Pusher	1
68	VC7191	Roller spring support	1
70	VC7192	Pusher stop	1
71	VC7193	Pressure Spring	1

THIS DOCUMENT DRAWING IS STRICTLY THE SOLE AND PROPRIETARY PROPERTY OF VERTEX FASTENERS A LEGGETT & PLATT COMPANY. THE ENGINEERING AND DESIGN DATA PRINTED, WRITTEN, DISCLOSED AND CONTAINED HEREIN IS NOT TO BE REPRODUCED DISCLOSED OR USED IN WHOLE OR PART WITHOUT THE WRITTEN CONSENT AND PERMISSION FROM VERTEX FASTENERS.

Parts Identification

Vertex Fasteners Pneumatic Stapler Type VA0267



THIS DOCUMENT DRAWING IS STRICTLY THE SOLE AND PROPRIETARY PROPERTY OF VERTEX FASTENERS A LEGGETT & PLATT COMPANY. THE ENGINEERING AND DESIGN DATA PRINTED, WRITTEN, DISCLOSED AND CONTAINED HEREIN IS NOT TO BE REPRODUCED DISCLOSED OR USED IN WHOLE OR PART WITHOUT THE WRITTEN CONSENT AND PERMISSION FROM VERTEX FASTENERS.