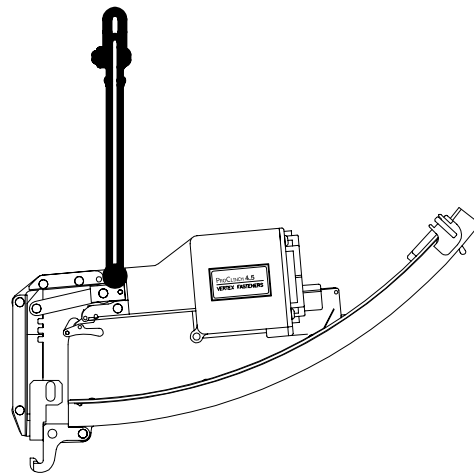
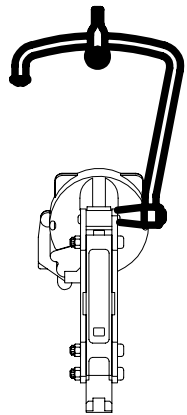


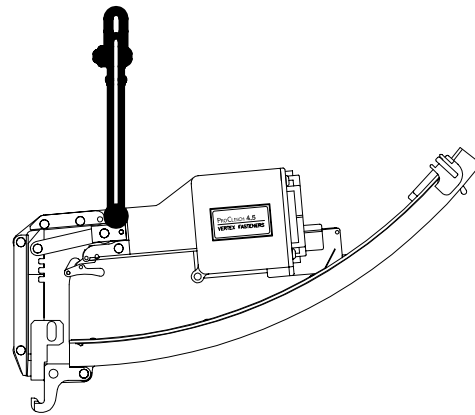
H
VC0031
STANDARD



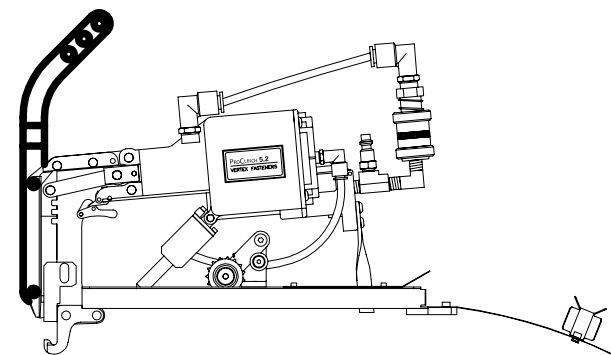
H1
VC0308
SHORT



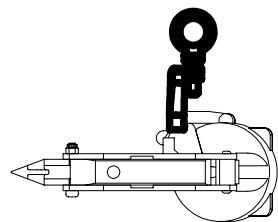
H2
VC0317
UPSIDE DOWN



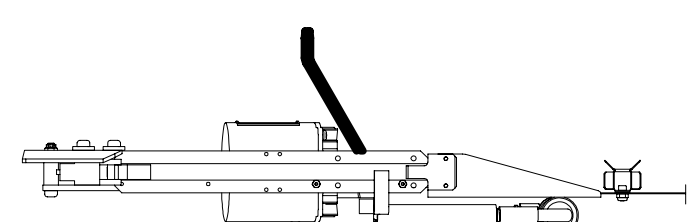
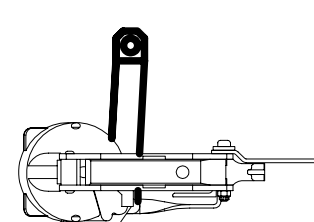
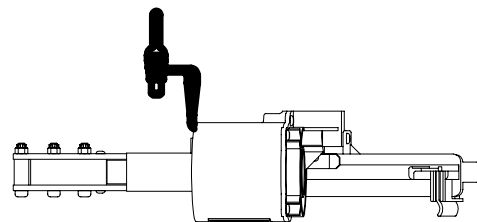
H3
VC0318
UNIVERSAL
(LEFT OR RIGHT)



H4
VC0320
RAZOR WIRE PC4



H5
VC0319
RAZOR WIRE PC5



REV	DESCRIPTION	BY	APPD	DATE	MATERIAL:	TOL. UNLESS SPECIFIED	© 2002	VERTEX FASTENERS INC. 3714 JARVIS AVENUE SKOKIE, IL 60076 U.S.A.
A	—	JMW		8-14-02	—	INCHES .X = ±.125 .XX = ±.030 .XXX = ±.005	DWN BY JMW	HANGER OPTIONS
B	ECN 381, ADDED H5	JMW	DA	6-28-04	HEAT TREATMENT:		APPD DA	
C	ECN 460, REVISED H3	JMW	DA	2-25-05	—		DATE 8-14-02	
D	ECN 770 ILL. TOOL ORIENTATION	JMW	DA	3-23-07	FINISH:		SCALE NONE	
					—		DWG. NO. HANGERS	B